

Signature™ ONE Planner



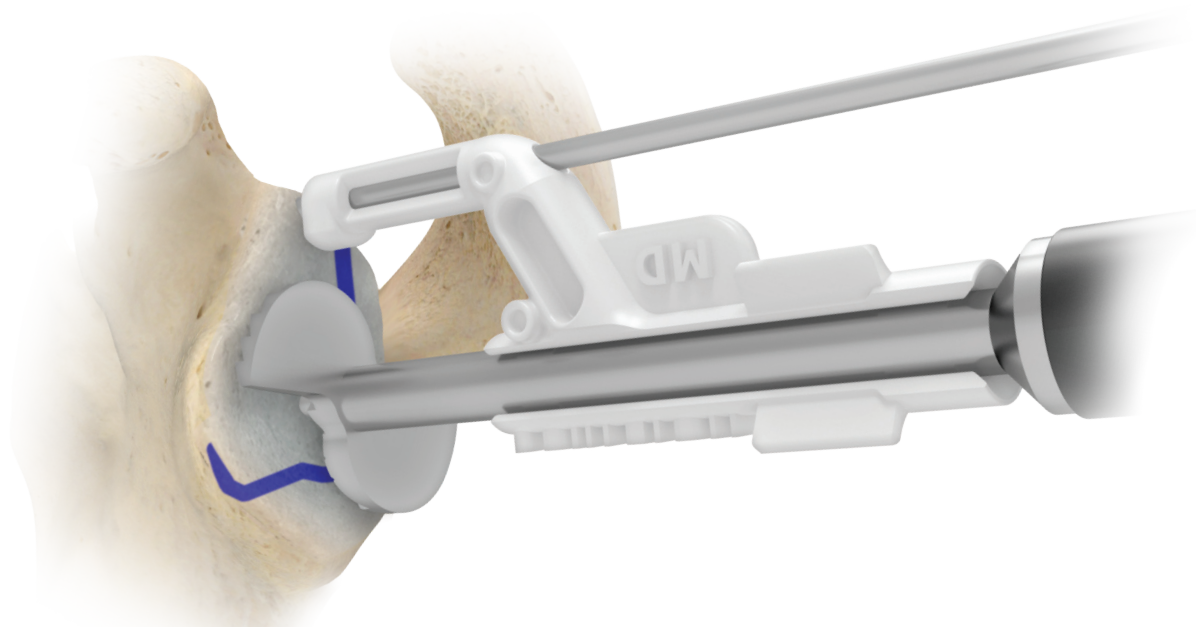
Envision

User-friendly interface and planning controls

Online web portal for access on any computer or tablet

Pure Planning option to completely plan a case without needing guides

Signature ONE Guides



Execute

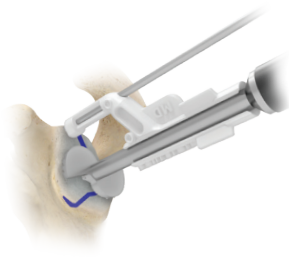
Simple patient-specific instruments help guide implant placement with minimal disruption to standard surgical workflow

Ream depth control guide for all included implant systems

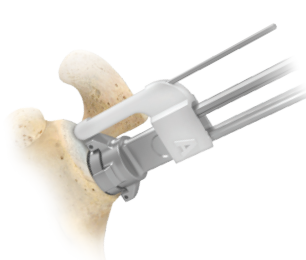
Pin guide is designed with the same guide seating geometry as the Signature Glenoid guide



Pin Guide



Ream Depth Guide



Impactor Guide
(TMR+™ only)



Screw Guide
(TMR+ only)

This material is intended for health care professionals. Distribution to any other recipient is prohibited. For indications, contraindications, warnings, precautions, potential adverse effects and patient counselling information, see the package insert or contact your local representative; visit www.zimmerbiomet.com for additional product information. Check for country product clearances and reference product specific instructions for use. Not for distribution in France.