



# ACL Targeting Drill & Implant Preparation Cases

ACL Reconstruction







## Targeting Drill Case


### Welcome to the Zimmer Biomet one stop shop ACL Reconstruction instrument system!

The Targeting Drill Case was designed to meet the modern demands of tunnel preparation for an ACL Reconstruction. The versatility of this system will allow the ability for a personalized case depending on surgeon tunnel preference. In addition to the Targeting Drill Case, there are four instrument caddies that contain reusable guides or reamers that a surgeon may need to prepare a tunnel utilizing either the transtibial approach, medial portal approach, or outside-in approach. The beauty of the case/caddy design is the ability to interchange the four caddies depending upon facility or surgeon desire for preparing the femoral or tibial tunnel for an ACL Reconstruction.






## Targeting Drill Case



### Components of the Targeting Drill Case

Label	Description	Part Number
–	Targeting Drill Case	110016869
A	Coronal Alignment Pin	909507
B	ZipLoop™ Puller	904776
C	Depth Gauge-Precision	110009768
D	Dilator Handle	907765
E	Anatomy Specific Guide	909601
F	Anatomy Specific Bullet	909602
G	Point & Shoot Bullet	909512
H	Point & Shoot Tibial Guide	909511
	Point to Point Arm	110010399
	Point to Hole Arm	110010400

## Targeting Drill Case (cont.)



### Components of the Targeting Drill Case (cont.)

Label	Description	Size	Part Number
<b>Small Drills</b>			
I	Cannulated Drill	5.0 mm	909907*
	Cannulated Drill	5.5 mm	909908*
	Cannulated Drill	6.0 mm	909909
	Cannulated Drill	6.5 mm	909910
	Cannulated Drill	7.0 mm	909911
<b>Medium Drills</b>			
J	Cannulated Drill	7.5 mm	909912
	Cannulated Drill	8.0 mm	909913
	Cannulated Drill	8.5 mm	909914
	Cannulated Drill	9.0 mm	909915
	Cannulated Drill	9.5 mm	909916
	Cannulated Drill	10.0 mm	909917
<b>Large Drills</b>			
K	Cannulated Drill	11.0 mm	909919
	Cannulated Drill	12.0 mm	909921
	Cannulated Drill	13.0 mm	909923
	Dilator	7.0 mm	907770
	Dilator	7.5 mm	907775
	Dilator	8.0 mm	907780
	Dilator	8.5 mm	907785
	Dilator	9.0 mm	907790
	Dilator	9.5 mm	907795
	Dilator	10.0 mm	907800
	Dilator	10.5 mm	907805
	Dilator	11.0 mm	907810

**Note:** The cannulated drills can be mixed and matched with the corresponding dilators within sections I, J, and K. There are a total of 23 instruments, but only 13 locations available for placement within the case. This can be personalized per surgeon need.

\*Not CE Marked

## Targeting Drill Case (cont.)




### Components of the Medial Portal Precision Curved Aimer Caddy–Option 1

Description	Size	Part Number
Precision Curved Aimer Caddy	–	110016872
Precision Curved Femoral Aimers (Left)	5–6.0 mm	110010621
Precision Curved Femoral Aimers (Left)	7–8.0 mm	110004074
Precision Curved Femoral Aimers (Left)	9–10.0 mm	110004075
Precision Curved Femoral Aimers (Left)	11–12.0 mm	110004076
Precision Curved Femoral Aimers (Left)	Universal	110004080
Precision Curved Femoral Aimers Handle	–	110004073
Precision Curved Femoral Aimers (Right)	5–6.0 mm	110010622
Precision Curved Femoral Aimers (Right)	7–8.0 mm	110004077
Precision Curved Femoral Aimers (Right)	9–10.0 mm	110004078
Precision Curved Femoral Aimers (Right)	11–12.0 mm	110004079
Precision Curved Femoral Aimers (Right)	Universal	110004081

**Note:** This is one of the four caddies available to fit within the Targeting Drill Case. All four caddies can be mixed and matched depending upon surgeon preference for preparing the tunnel, but only two caddies can fit at one time within the case.

## Targeting Drill Case (cont.)



### Components of the Outside-In SwitchCut™ Caddy–Option 2

Description	Size	Part Number
SwitchCut Caddy	–	110026911
Switchcut Universal Guide Body	–	110026899
Switchcut Femoral Guide Arm Right	–	110026900
Switchcut Femoral Guide Arm Left	–	110026901
Switchcut Tibial Guide To Point	–	110026903
Switchcut Guide Bullet	ID 4.5 mm	110026898
Switchcut Guide Bullet	ID 6.0 mm	110026902
SwitchCut Drill Sleeve	2.4 mm	110026904

**Note:** This is one of the four caddies available to fit within the Targeting Drill Case. All four caddies can be mixed and matched depending upon surgeon preference for preparing the tunnel, but only two caddies can fit at one time within the case.

## Targeting Drill Case (cont.)



### Components of the Rigid Aimer Caddy–Option 3


Description	Size	Part Number
Rigid Aimer Caddy	–	110016874
Transtibial Femoral Aimer	7.0 mm	909627
Transtibial Femoral Aimer	8.0 mm	909628
Transtibial Femoral Aimer	9.0 mm	909629
Transtibial Femoral Aimer	10.0 mm	909630
Transtibial Femoral Aimer	11.0 mm	909631
Transtibial Femoral Aimer	12.0 mm	909632
Transtibial Femoral Aimer	13.0 mm	909633
Medial Femoral Aimer	6.0 mm	909590
Medial Femoral Aimer	7.0 mm	909591
Medial Femoral Aimer	8.0 mm	909592
Medial Femoral Aimer	9.0 mm	909593
Medial Femoral Aimer	10.0 mm	909594
Medial Femoral Aimer	11.0 mm	909595
Medial Femoral Aimer	12.0 mm	909596
Handle	–	909623
Ring Nuts	–	909627-03

**Note:** This is one of the four caddies available to fit within the Targeting Drill Case. All four caddies can be mixed and matched depending upon surgeon preference for preparing the tunnel, but only two caddies can fit at one time within the case.

**Note:** Within the Rigid Aimer Caddy, there are a total of seven spaces available for the femoral aimers.



## Targeting Drill Case (cont.)




### Components of the Rigid Reamer Caddy–Option 4

Description	Size	Part Number
Rigid Reamer Caddy	–	110016873
ToggleLoc™ Drill	4.5 mm	904765
Acorn Femoral Reamer	5.0 mm	909607*
Acorn Femoral Reamer	5.5 mm	909608*
Acorn Femoral Reamer	6.0 mm	909605
Acorn Femoral Reamer	6.5 mm	909606
Acorn Femoral Reamer	7.0 mm	909617
Acorn Femoral Reamer	7.5 mm	909624
Acorn Femoral Reamer	8.0 mm	909618
Acorn Femoral Reamer	8.5 mm	909625
Acorn Femoral Reamer	9.0 mm	909619
Acorn Femoral Reamer	9.5 mm	909626
Acorn Femoral Reamer	10.0 mm	909620
Acorn Femoral Reamer	11.0 mm	909621
Low Profile Femoral Reamer	7.0 mm	906570
Low Profile Femoral Reamer	7.5 mm	906571
Low Profile Femoral Reamer	8.0 mm	906572
Low Profile Femoral Reamer	8.5 mm	906573
Low Profile Femoral Reamer	9.0 mm	906574
Low Profile Femoral Reamer	9.5 mm	906575
Low Profile Femoral Reamer	10.0 mm	906576
Low Profile Femoral Reamer	10.5 mm	906577

**Note:** This is one of the four caddies available to fit within the Targeting Drill Case. All four caddies can be mixed and matched depending upon surgeon preference for preparing the tunnel, but only two caddies can fit at one time within the case.

**Note:** Within the Rigid Aimer Caddy, there are a total of sixteen spaces available for the femoral reamers.

\*Not CE Marked



## Implant Preparation Case


### The design of this case

was to meet to the modern demands of implant preparation for an ACL Reconstruction. This streamlined case contains all the reusable instruments for implanting any of Zimmer Biomet Sports Medicine's femoral or tibial fixation devices. This case includes the instruments a surgeon may require for harvesting and sizing graft, notch preparation, and graft passing.

In addition to the Implant Preparation Case, there are two separate trays to personalize the case dependent upon surgical technique preference. The Interference Screw Tray contains instrumentation designed for interference screw implantation. The second tray, known as the WasherLoc™ Tray, contains instrumentation designed for our WasherLoc Tibial fixation device. The beauty of the case/tray design is the ability to interchange the two trays depending upon facility or surgeon requirements for femoral or tibial implants for an ACL Reconstruction.




## Implant Preparation Case



### Components of the Implant Preparation Case

Labels	Description	Part Number
–	Implant Preparation Case	110016870
A	Super MaxCutter™ Suture Cutter	900342
B	Graft Sizing Block	110010813
C	ToggleLoc Depth Gauge	904766
D	Osteotome	909871
E	Rasp	909791
F	Curette	906988
G	Closed Tendon Stripper	909990
H	Open Tendon Stripper	909992
I	Super MaxCutter™ Suture Retriever	910078
J	K-Wire	909827
K	3/32" Guide Pin	909640


## Implant Preparation Case (cont.)



### Components of the Interference Screw Tray

Labels	Description	Size	Part Number
–	Interference Screw Tray	–	110016875
A	ComposiTCP™ Driver	7-8.0 mm	110004607
B	ComposiTCP Driver	9-11.0 mm	905274
C	Modular Easy Out	2.5 mm	909734
D	Gentle Threads™ Driver	–	905656
E	Gentle Threads Tunnel Dilator	–	110028400
F	ComposiTCP Tap	7-8.0 mm	110004597
G	ComposiTCP Tap	9-11.0 mm	905278
H	Gentle Threads Revision Driver	–	905650
I	Gentle Threads Notcher	–	905652
J	Ratchet Handle	–	909733
K	Cannulated Hex Driver	3.5 mm	906846
L	Cannulated Hex Driver	2.5 mm	906845

## Implant Preparation Case (cont.)



### Components of the WasherLoc Tray

Labels	Description	Size	Part Number
–	WasherLoc Tray	–	110016876
A	Plunger	8.0 mm	900723
B	Collet	8.0 mm	900718
C	Dilator	8.0 mm	900743
D	Bone Dowel Handle	–	900716
E	WasherLoc Depth Gauge	–	908433
F	WasherLoc Drill Guide	–	908437
G	WasherLoc Awl	–	908439
H	WasherLoc Awl Guide	–	908426
I	WasherLoc Countersink	–	908427
J	Hex Driver	3.5 mm	904307



This material is intended for healthcare professionals and the Zimmer Biomet sales force. Distribution to any other recipient is prohibited. For indications, contraindications, warnings, precautions, potential adverse effects and patient counseling information, see the package insert or contact your local representative; visit [www.zimmerbiomet.com](http://www.zimmerbiomet.com) for additional product information. All content herein is protected by copyright, trademarks and other intellectual property rights, as applicable, owned by or licensed to Zimmer Biomet or its affiliates unless otherwise indicated, and must not be redistributed, duplicated or disclosed, in whole or in part, without the express written consent of Zimmer Biomet.

Check for country product clearances and reference product specific instructions for use.

T.A.G. Medical Products is the manufacturer of the SwitchCut instrumentation and Zimmer Biomet Sports Medicine is the distributor. Zimmer Biomet Sports Medicine is the manufacturer of the SwitchCut Caddy (110026911).

Science for Biomaterials (SBM) is the manufacturer of the 7-8 mm (110004607) & 9-11 mm (905274) CompositTCP Drivers. Zimmer Biomet Sports Medicine is the distributor.

Tecomet is the manufacturer of the Super MaxCutter Suture Grasper (910078). Zimmer Biomet Sports Medicine is the distributor.

©2019, 2021 Zimmer Biomet



**Legal Manufacturer**

Biomet Sports Medicine  
P.O. Box 587  
56 E. Bell Drive  
Warsaw, Indiana 46581-0587  
USA

Tecomet, Inc.,  
5307 95th Avenue,  
Kenosha, WI 53144  
USA

TAG Medical Products  
Corporation Ltd.,  
Kibbutz Gaaton, 2513000  
Israel

SBM SAS,  
ZI du Monge,  
65100 Lourdes  
France

[www.zimmerbiomet.com](http://www.zimmerbiomet.com)



**ZIMMER BIOMET**

0439.3-GLBL-en-Issue Date 2021-12-15

**CE** 2797

CE mark on a surgical technique is not valid unless there is a CE mark on the product label.