



 ZIMMER BIOMET

SHOULDER LABRUM

Portfolio

A HISTORY OF INNOVATION

2009

Biomet releases the 1.4 mm JuggerKnot[®] All-Suture Anchor, **the first all-suture anchor on the market.**

2010

Biomet Sports Medicine launches the JuggerKnot in the EMEA market.

2013

Biomet Sports Medicine launches the JuggerKnot in the Asia Pacific market.

2015

Biomet announces JuggerKnotless[®], giving surgeons a knotless all-suture option without the need for a surgical knot.

2015

Zimmer and Biomet merge, creating a diverse portfolio to meet surgical needs.

2012

Cayenne Medical launches the Quattro[®] shoulder repair system including the Quattro Link and GL anchors.

2014

Cayenne Medical introduces the SureLock[®] anchor; Marking a new, **mechanically deployed**, all-suture option.

2016

Zimmer Biomet acquires Cayenne Medical, furthering the Zimmer Biomet Sports Medicine product offerings.

2019

JuggerKnot Anchor reaches **10 years on the market**, a milestone backed by a decade of assisting surgeons to care for their patients.



THE IMPLANT
THAT
REVOLUTIONIZED
RESTORATIVE
TREATMENT




JuggerKnot All-Suture Anchor System

Available in 1.4 mm and 1.5 mm

The JuggerKnot anchor marked a major advancement in the industry by introducing the **world's first all-suture anchor**.

Backed by an innovative spirit, the JuggerKnot device continues to be an inexorable force in the market today.



1.4 mm JuggerKnot
All-Suture Anchor



1.5 mm JuggerKnot
All-Suture Anchor

MECHANICAL
TENSIONING
FOR A
**CONSISTENT
DEPLOYMENT**



1.4 mm SureLock
All-Suture Anchor
Single Loaded



2.2 mm SureLock
All-Suture Anchor
Double Loaded

SureLock All-Suture System

Available in 1.4 mm and 2.2 mm

The SureLock System is a complimentary platform to the all-suture anchor portfolio, designed with an inserter-controlled deployment method for **reproducible fixation.**




**STRENGTH,
CONTROL, AND
NO KNOT TYING.**



JuggerKnotless All-Suture System


Available in 2.1 mm

The first all-suture knotless anchor introduced to the market, the JuggerKnotless implant is a pioneer in knotless technology. The design gives surgeons the ability to control the tensioning of the labral tissue without the need to tie arthroscopic knots; thus giving them full control in restoring the labral bumper.



JuggerKnotless
All-Suture Anchor

SIMPLISTIC DESIGN
FOR **EASY**
IMPLEMENTATION



Quattro GL

Quattro GL2



Quattro GL/GL2 System/Anchors

Available in 2.9 mm

The Quattro GL System offers push-in PEEK labral anchors with a straightforward implantation technique for all types of labral repairs.



NO KNOT.
NO PROBLEM.



Quattro Link Knotless Anchor

Available in 2.9 mm

Knotless techniques can minimize surgical steps and eliminate impingement caused by knot profiles. The Quattro Link implant allows surgeons to control tensioning after anchor implantation and adjust tissue restoration.



Quattro Link
Knotless Anchor

SOME LIKE IT **LOCKED**,
SOME DON'T.



SpeedSnare[®] Suture Passing System

The first system constructed with “suture locked” and “suture sliding” positions. The SpeedSnare Suture Passer is designed with multiple bends for ease of use and allows suture pass and retrieve in one step for surgical efficiency.



Suture Retrieval


Suture Sliding

Suture Locked

PRECISION AND FLEXIBILITY.



EZPass Suture
Passing System



EZPass Thumbwheel
and Ergonomic Handle

EZPass™ Suture Passing System

Designed for a suture shuttle technique, the thumbwheel and ergonomic handle provide a single-handed operation to precisely pass and shuttle suture.

The seven curvatures enable surgeons to address difficult repair locations.

This material is intended for health care professionals. Distribution to any other recipient is prohibited. For indications, contraindications, warnings, precautions, potential adverse effects and patient counselling information, see the package insert or contact your local representative; visit www.zimmerbiomet.com for additional product information. Images may not represent appropriate activity levels for all patients and it is important that immobilization of the treatment site be maintained until healing has occurred.
©2019 Zimmer Biomet



Legal Manufacturer
Biomet Sports Medicine
56 East Bell Drive
P.O. Box 587
Warsaw, Indiana 46581
USA



Legal Manufacturer
Cayenne Medical Inc.
16597 N. 92nd St
Suite 101
Scottsdale, AZ 85260
USA



Legal Manufacturer
T.A.G Medical Products
Kibbutz Gaaton 25130
Israel



ZIMMER BIOMET

2736.1-US-en-REV0919

www.zimmerbiomet.com