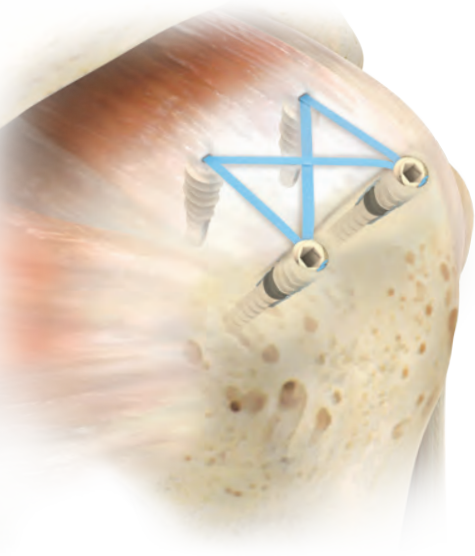


# Quattro<sup>®</sup> X

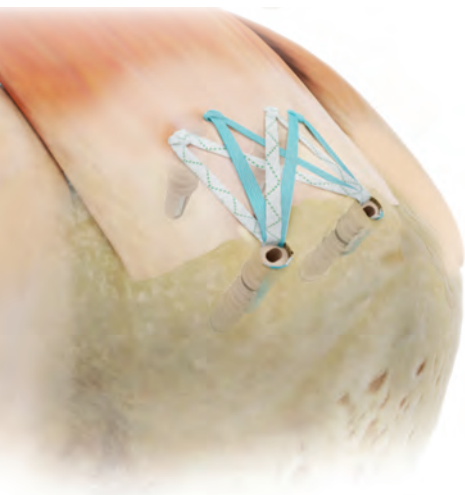
Suture Anchors w/ BroadBand<sup>™</sup> Tape  
for Rotator Cuff Repair



## Knotless

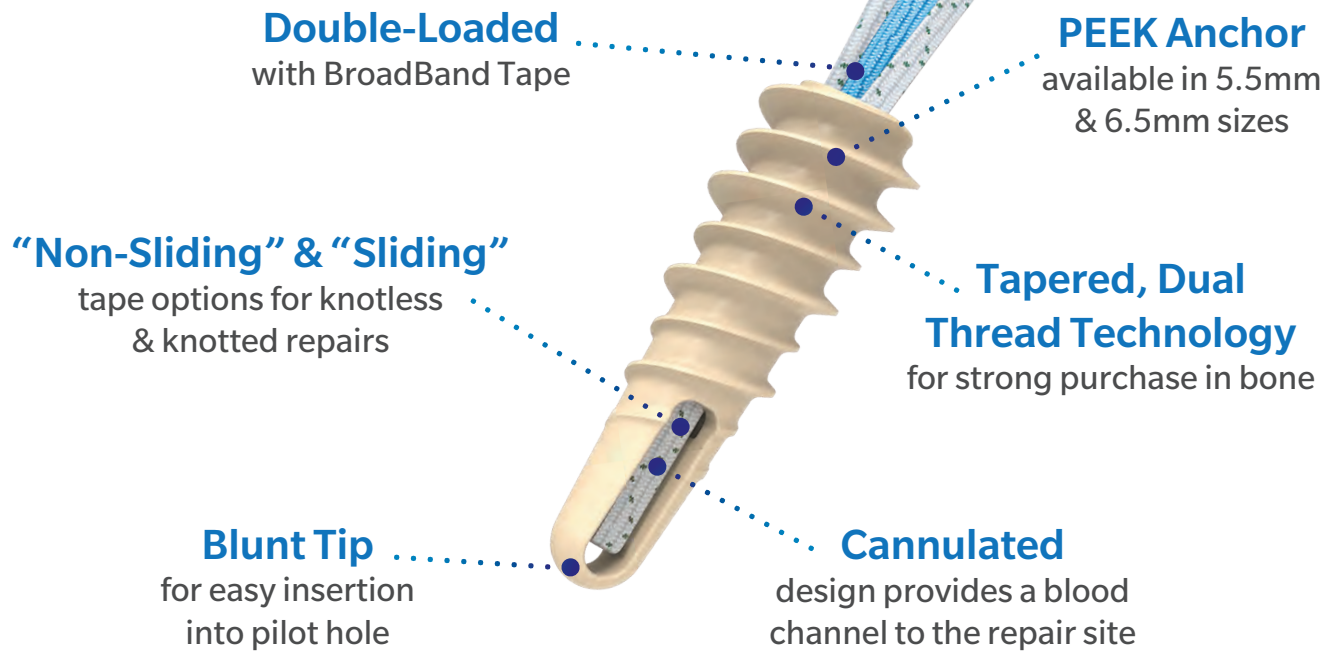
or **Knot,**

there's a **Quattro X** for that.



ZIMMER BIOMET  
**Sports Medicine**





## The BroadBand Connection

### “Broader” Footprint over Tissue

Suture tape is designed to provide greater load distribution than standard suture to address suture/tissue tear through<sup>1</sup>

### Smooth, Silk-Like Feel

Non-abrasive, easy to handle and gentle on tissue and gloves

### Tie-Ability & Low Knot Profile

Coreless, single weave braid allows for low profile knots to be tied, while maintaining knot strength of standard suture<sup>2\*</sup>

### Seamless Loading into Instrumentation

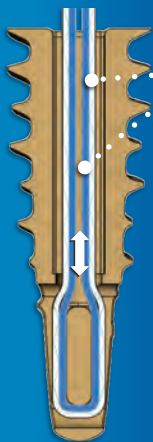
1.5mm BroadBand Tape (flat) transitions into #2 MaxBraid™ suture ends (round)



# Sliding

Sometimes you feel like a knot.

**Sliding** Quattro X anchors are ideal for medial row **knot tying** techniques



Double-loaded with **two (2) sliding tape** strands

BroadBand Tape **ties like #2 suture** and has a **low knot profile**

Two sliding tape strands offer **versatility** for **various techniques** and **suture configurations** (e.g. single row, double row, suture bridge)



Expanded Bridge



Single Row

# Non-Sliding

Sometimes you don't.

**Non-Sliding** Quattro X anchors are ideal for medial row **knotless** techniques



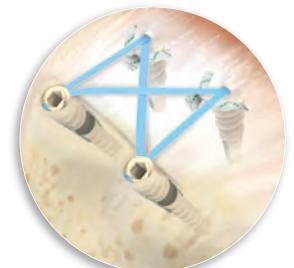
Double-loaded with **one (1) non-sliding (fixed) tape** and **one (1) sliding tape** strand

With tape locked inside the anchor, **suture fixation does not rely on interference fit** between anchor and bone

**Additional sliding tape** strand provides the ability to **augment the repair** (e.g. rip stop, medial pulley, margin convergence, dog ear)



Medial Pulley



Rip Stop

## Ordering Information

### Quattro X Suture Anchors with BroadBand Tape

Part Number	Description
CM-9255BG	5.5 mm Quattro X Suture Anchor Double-Loaded with BroadBand Tape (Non-Sliding)
CM-9265BG	6.5 mm Quattro X Suture Anchor Double-Loaded with BroadBand Tape (Non-Sliding)
CM-9255BGS	5.5 mm Quattro X Suture Anchor Double-Loaded with BroadBand Tape (Sliding)
CM-9265BGS	6.5 mm Quattro X Suture Anchor Double-Loaded with BroadBand Tape (Sliding)

### Quattro X Suture Anchor Reusable Instruments (Non-Sterile)

Part Number	Description
CM-9200	Awl, 5.5/6.5 mm Quattro X Suture Anchor
CM-9201	Tap, 5.5 mm Quattro X Suture Anchor
CM-9202	Tap, 6.5 mm Quattro X Suture Anchor



This material is intended for healthcare professionals and the Zimmer Biomet sales force. Distribution to any other recipient is prohibited. For indications, contraindications, warnings, precautions, potential adverse effects and patient counseling information, see the package insert or contact your local representative; visit [www.zimmerbiomet.com](http://www.zimmerbiomet.com) for additional product information. All content herein is protected by copyright, trademarks and other intellectual property rights, as applicable, owned by or licensed to Zimmer Biomet or its affiliates unless otherwise indicated, and must not be redistributed, duplicated or disclosed, in whole or in part, without the express written consent of Zimmer Biomet.

© 2019, 2021 Zimmer Biomet

E

#### References

1. Diameter of BroadBand Tape is 1.5mm and diameter of MaxBraid Suture is 0.6mm; increased surface area allows for greater load distribution.
2. Data on File, Zimmer Biomet. Project Number: BSM24. Suture Constructs & Medial Row Soft Anchors w/ Tape Verification Report. 2015.

\*Bench testing is not necessarily indicative of clinical performance.



#### Authorized Representative

Zimmer GmbH  
Sulzerallee 8  
8404 Winterthur  
Switzerland



Legal Manufacturer  
Cayenne Medical Inc.  
16597 N. 92<sup>nd</sup> St  
Suite 101  
Scottsdale, AZ 85260  
USA

CE 2797

