

# AFFIXUS<sup>®</sup> Natural Nail<sup>®</sup> Humeral System



Product Brochure



ZIMMER BIOMET  
Your progress. Our promise.<sup>®</sup>

## Implants designed to treat a range of humeral fractures.

The AFFIXUS Natural Nail Humeral System is a long bone nailing system built on the Natural Nail and AFFIXUS intramedullary platforms. This system offers a complete portfolio of implants and instruments, which treats a wide range of humeral fractures using simple and efficient instrumentation.



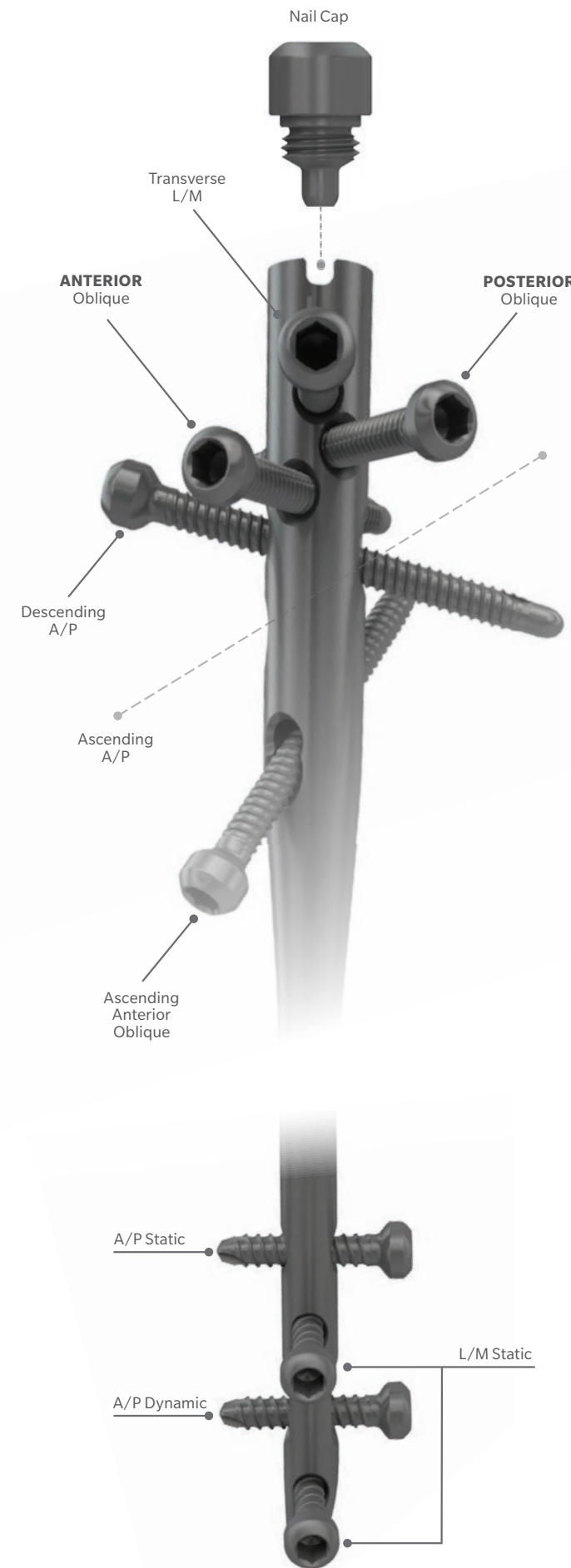
## EFFICIENT

The instrument cases are designed in a simple, step-wise, color-coded layout for ease of use and reproducible procedures for the surgeon and OR staff teams.

Instrumentation cases are also designed modularly to provide space and inventory efficiencies to the hospital. Cases include intraoperative options including entry portals, reduction tools, and color-coded screw instrumentation placement.

## Implants designed to treat a range of humeral fractures.

The AFFIXUS Natural Nail Humeral System is a long bone nailing system built on the Natural Nail and AFFIXUS intramedullary platforms. This system offers a complete portfolio of implants and instruments, which treats a wide range of humeral fractures using simple and efficient instrumentation.



## EXTENSIVE

Created with acute fixation options for many challenging fracture patterns, the AFFIXUS Natural Nail System was designed with two implant options for humeral fractures in both antegrade and retrograde surgical approaches.

The nail implants specifically, were designed with multiple screw options positioned in multi-planar axis, including; AP, ML oblique and ascending/descending angles, which allow surgeons the ability to use a minimally invasive approach in even the most complex humeral fractures. The system also includes optional blunt tip screws and washers for more precise applications, if desired.

### Screws



### Washers



### Nail Caps


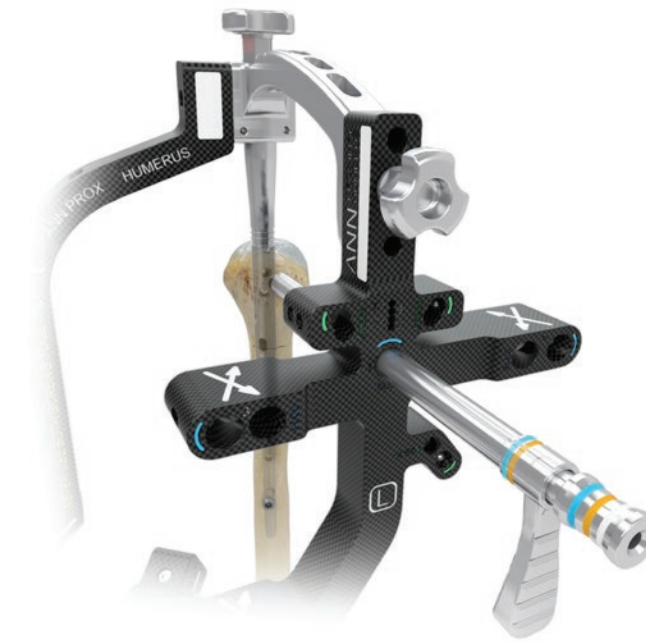


## ADVANCED

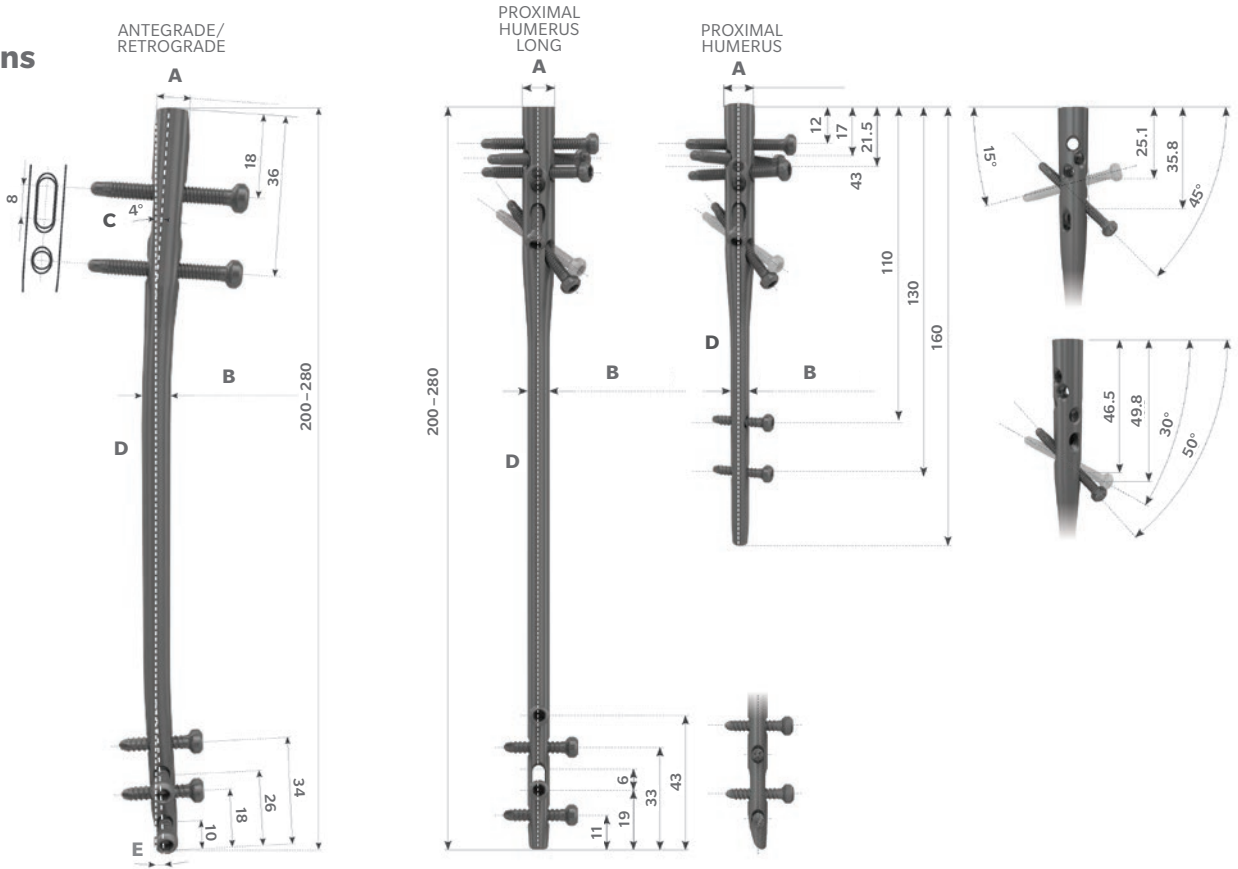
The AFFIXUS Natural Nail Proximal Humeral Implant showcases the proprietary CoreLock™ technology, integrating a fixed-angle interlocking mechanism into the nail, allowing the user to lock all metaphyseal screws in the construct at a fixed angle at once.

The nail implants are additionally designed with multiple ascending and descending screw trajectory options to select for specific fixation, if desired.

The targeting guides offer reduction and screw positioning assistance, with specific pin cannulas and locations for fragment targeting and rotational stability.



# Implant Dimensions



All content herein is protected by copyright, trademarks and other intellectual property rights, as applicable, owned by or licensed to Zimmer Biomet or its affiliates unless otherwise indicated, and must not be redistributed, duplicated or disclosed, in whole or in part, without the express written consent of Zimmer Biomet. This material is intended for health care professionals. Distribution to any other recipient is prohibited.

For indications, contraindications, warnings, precautions, potential adverse effects and patient counseling information, see the package insert or contact your local representative; visit [www.zimmerbiomet.com](http://www.zimmerbiomet.com) for additional product information.

Check for country product clearances and reference product specific instructions for use.

©2019 Zimmer Biomet

	ANTEGRADE/RETROGRADE	PROXIMAL HUMERUS LONG	PROXIMAL HUMERUS
<b>Dim.</b>	<b>Proximal Diameters</b>		
<b>A</b>	8.5 / 9.5 mm	10.5 mm	10.5 / 11.0 mm
	<b>Diameters/Lengths</b>		
<b>B</b>	7.5 / 9.5 mm from 200–280 mm in length (in 20 mm increments)	7.0 / 8.5 / 10.0 mm from 200–280 mm in length (in 20 mm increments)	7.0 / 9.0 / 11.0 mm at 160 mm in length
	<b>Metaphyseal Bend</b>		
<b>C</b>	4°	0°	0°
	<b>Diaphyseal Bend</b>		
<b>E</b>	3° if using the A/R nail in antegrade position.	0°	0°
	<b>Cannulation Diameters</b>		
<b>D</b>	4.2 mm ID at 7.0 mm OD 4.8 mm ID at 9.5 mm OD	4.2 mm ID at 7.0 mm OD 4.8 mm ID at 8.5 / 10 mm OD	4.2 mm ID at 7.0 mm OD 4.8 mm ID at 9.0 / 11.0 mm OD
	<b>Distal Screws</b>		
	2 Transverse Screws 2 A/P Screws	1 A/P Static 1 A/P Dynamic 2 L/M Static	2 L/M Static
	<b>Proximal Screws</b>		
	Transverse Screw 1 Compression Screw	1 Transverse L/M 1 Anterior Oblique 1 Descending A/P or 1 Ascending A/P 1 Posterior Oblique 1 Ascending Anterior Oblique 30° or 50°	1 Transverse L/M 1 Anterior Oblique 1 Descending A/P or 1 Ascending A/P 1 Posterior Oblique 1 Ascending Anterior Oblique 30° or 50°



**Representative in the USA**  
Zimmer Inc.  
1800 West Center Street  
Warsaw Indiana 46580  
USA

**Legal Manufacturer**  
Zimmer GmbH  
Sulzerallee  
8404 Winterthur  
Switzerland

