



# Zimmer Biomet Hip Preservation Portfolio



# Zimmer Biomet Hip Preservation - a new opportunity to treat the hip joint.

All conditions leading up to osteoarthritis present an opportunity to preserve the native anatomy, including:

- Femoroacetabular Impingement
- Dysplasia
- Subchondral Bone Defects
- Avascular Necrosis
- Femoral Neck-Shaft Abnormalities
- Femoral Version Deformities
- Cartilage Damage
- Labral Damage

Using a combination of different procedures, technologies, and products, we are able to help surgeons treat a spectrum of clinical conditions and give patients more treatment options than they would have been afforded in the past.

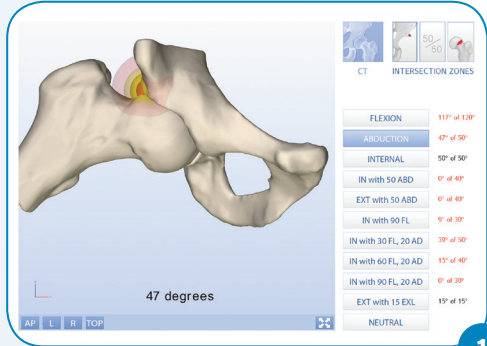
Zimmer Biomet offers solutions across the continuum of hip preservation procedures to make it simple for surgeons to restore a healthy hip.

## Patient Specific Analysis

1

3D Motion Hip Analysis Service, powered by Clinical Graphics

- Delivers next-generation visualization by converting CT and MRI scans into interactive reports



1

## Hip Arthroscopy

2

JuggerKnot® Long Soft Anchor System

3

Quattro® GL Suture Anchor (US Only)<sup>1</sup>

4

SureLock® All-Suture Anchor (US Only)<sup>1</sup>

5


SpeedSnare® Suture Passer System

6

Dragon Tongue Suture Passing Device for Capsular Closure



2



3



4

5



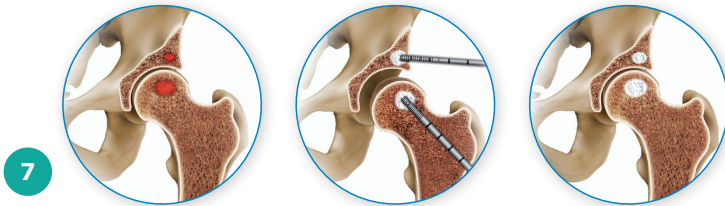
6



## Hip Subchondroplasty<sup>®</sup> Procedure

7

The Subchondroplasty Procedure is a technique designed to target subchondral bone defects for filling with bone substitute material.<sup>2</sup>




## Surgical Head Dislocation (SHD)

8

DeNovo<sup>®</sup> NT (Natural Tissue) Graft

9

JuggerKnot<sup>®</sup> Soft Anchor-2.9 mm/2.9mm with Needles



## Core Decompression

10

BioCUE<sup>®</sup> Blood and Bone Marrow Aspirate (BBMA) Concentration System<sup>3</sup>

11

PerFuse<sup>™</sup> Percutaneous Decompression System<sup>4</sup>



Products are not available in all markets.

Please contact your local sales representative for product availability.

## Osteotomy

- 12 Large Titanium Cannulated Screw System (5.0 mm and larger screws)<sup>5</sup>
- 13 Zimmer® Natural Nail® System (Antegrade and Cephalomedullary options)
- 14 Versa-Fx® II Femoral Fixation System
- 15 Dynamic Hip Screw Plate System<sup>6</sup>
- 16 Intramedullary Bone Saw
- 17 Zimmer® Plates and Screw System (ZPS)



1. Quattro & SureLock Suture Anchors have not been approved for Hip procedures in the European Union. Please refer to the IFU for indications and contraindications.
2. AccuFill® Bone Substitute material is indicated to fill bone voids or defects of the skeletal system that are not intrinsic to the stability of the bony structure, and has not been evaluated for any clinical indications.
3. The BioCUE System is indicated to prepare autologous platelet-rich plasma (PRP) to mix with autograft and/or allograft bone prior to application to an orthopedic site. The PRP has not been evaluated for any clinical indications.
4. Core decompression is an avascular necrosis treatment option. The PerFuse System is designed to access the femoral head for core decompression; and to facilitate mixing/pre-mixing of bone graft material with I.V. fluids, blood, platelet-rich plasma, bone marrow, or other specified blood components.
5. Screws 5 mm and larger are intended for use in the femur; but only screws that are 6.5 mm or larger in diameter are indicated for both the pelvis and femur.
6. The DHS and BP (sterile) are intended for temporary fixation of fractures or osteotomies in the proximal or distal femur, and are not available in the US.

This material is intended for health care professionals. Distribution to any other recipient is prohibited.

All content herein is protected by copyright, trademarks and other intellectual property rights, as applicable, owned by or licensed to Zimmer Biomet or its affiliates unless otherwise indicated, and must not be redistributed, duplicated or disclosed, in whole or in part, without the express written consent of Zimmer Biomet.

For product information, including indications, contraindications, warnings, precautions, potential adverse effects and patient counseling information, see the package insert and [www.zimmerbiomet.com](http://www.zimmerbiomet.com).

Check for country product clearances and reference product specific instructions for use. Not for distribution in France.

©2020 Zimmer Biomet



#### Legal Manufacturers

Zimmer  
1800 West Center Street  
Warsaw, Indiana 46580  
USA

Biomet Sports Medicine  
56 East Bell Drive  
P.O. Box 587  
Warsaw, Indiana 46581  
USA

T.A.G Medical Products  
Kibbutz Gaaton 25130  
Israel

Cayenne Medical Inc.  
16597 N. 92<sup>nd</sup> St  
Suite 101  
Scottsdale, AZ 85260  
USA

Biomet Trauma  
P.O. Box 587  
56 East Bell Drive  
Warsaw, Indiana 46581-0587  
USA

Biomet Biologics  
P.O. Box 587  
56 E. Bell Drive  
Warsaw, Indiana 46581-0587  
USA

Zimmer GmbH  
Sulzerallee 8  
8404 Winterthur  
Switzerland

Zimmer Knee Creations, Inc.  
841 Springdale Drive  
Exton, PA 19341

ETEX Corporation  
38 Sidney Street  
Cambridge, MA 02139  
U.S.A.

Biomet Orthopedics  
P.O. Box 587  
56 E. Bell Drive  
Warsaw, Indiana 46581-0587  
USA



**ZIMMER BIOMET**

Your progress. Our promise.®