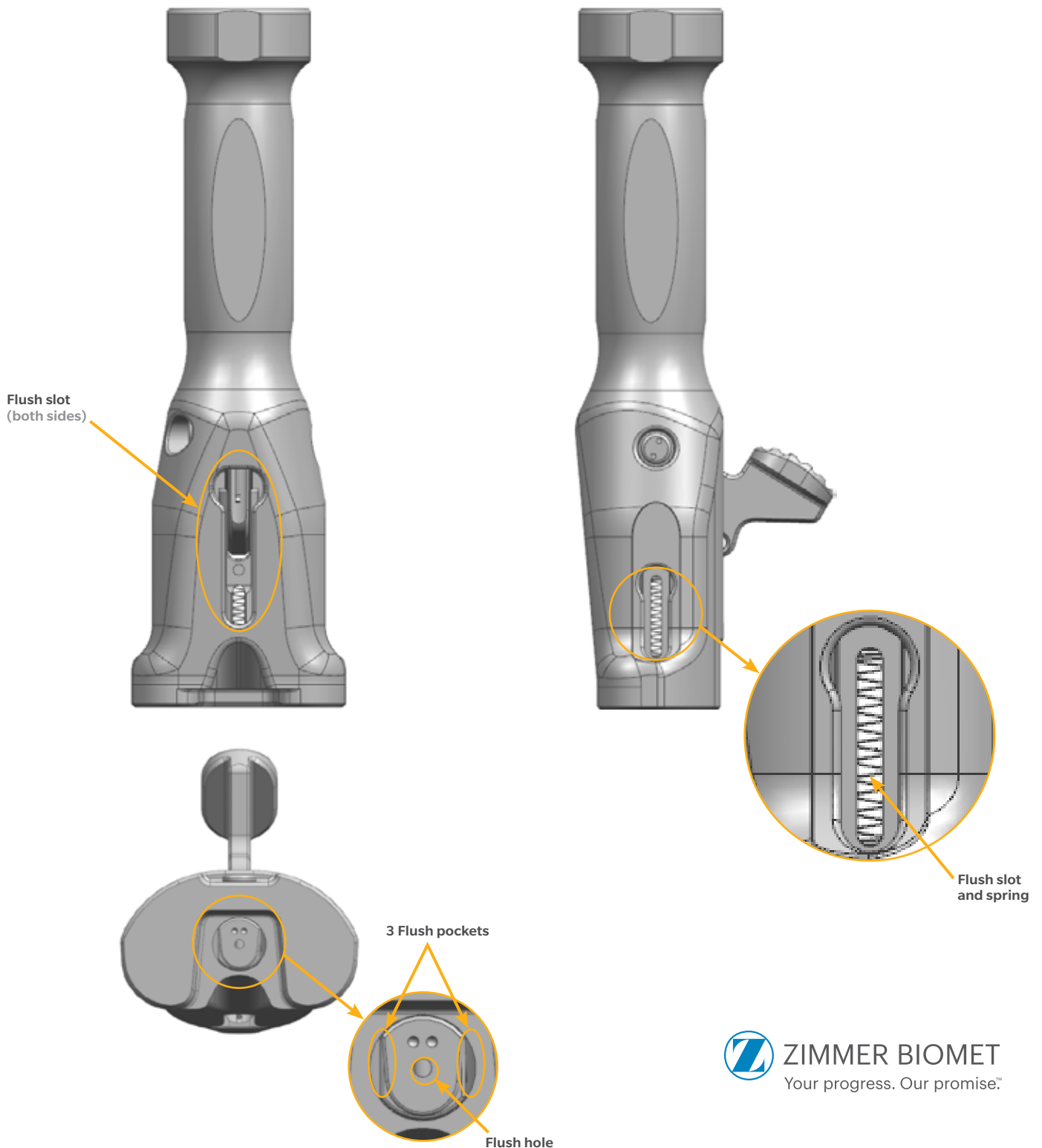


Persona® Tibial Plate Inserters


42-5398-092-01, 42-5398-092-05, 42-5398-092-07

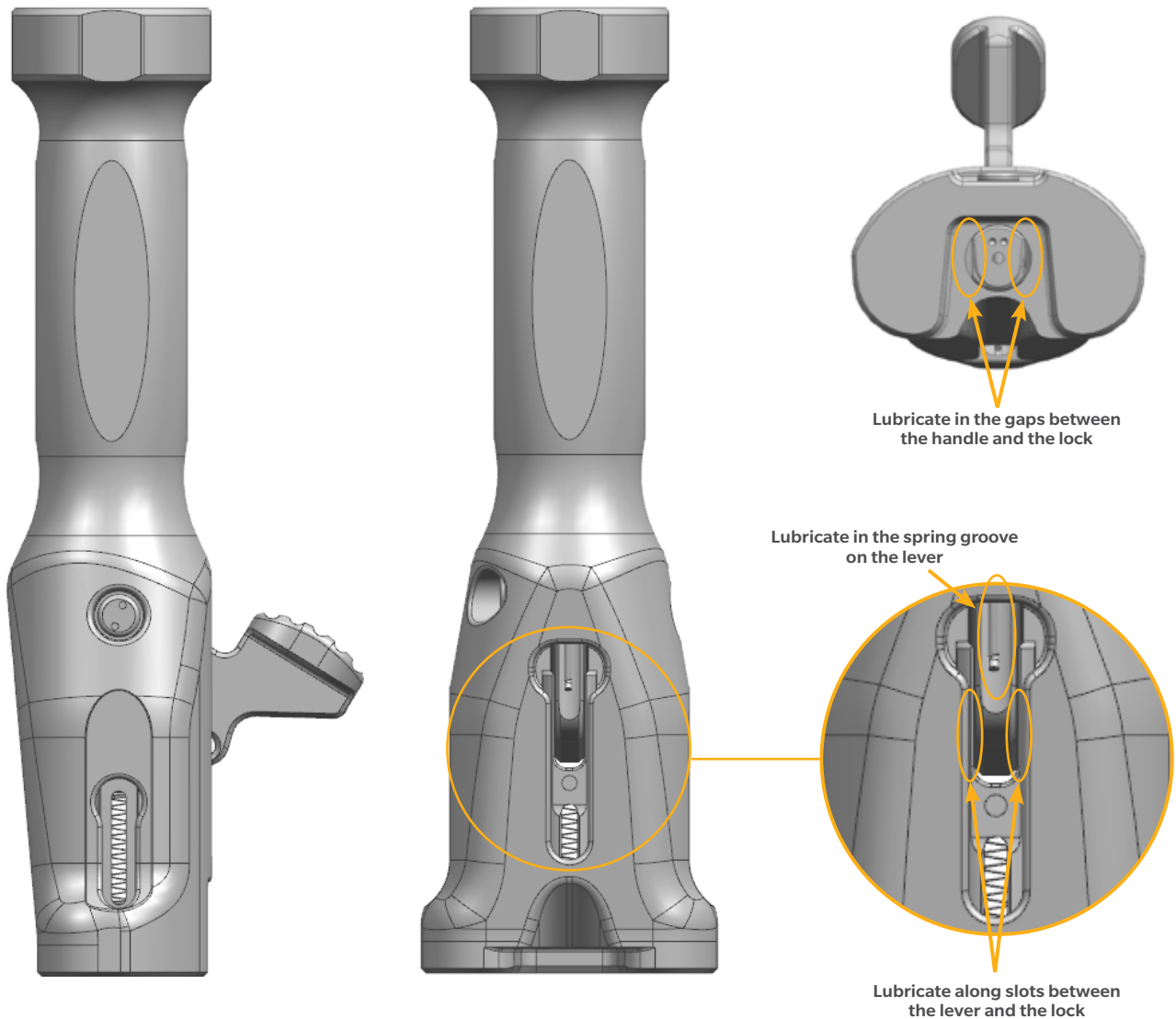
Cleaning Instructions



Instrument Lubrication

After instrument cleaning, fully lubricate the internal mechanism of the inserter using an instrument product (e.g. Instrument Milk or equivalent lubricant) specifically designed for compatibility with steam sterilization. Check to ensure that the lock can be fully opened when the button is depressed. If necessary, additional lubrication may be required to allow the lock to fully open when the button is depressed.

 **After Cleaning:** Lubricate the internal mechanism thoroughly.



For product information, including indications, contraindications, warnings, precautions, potential adverse effects and patient counseling information, see the package insert and zimmerbiomet.com

All content herein is protected by copyright, trademarks and other intellectual property rights owned by or licensed to Zimmer Biomet or its affiliates unless otherwise indicated, and must not be redistributed, duplicated or disclosed, in whole or in part, without the express written consent of Zimmer Biomet.

This material is intended for healthcare professionals and the Zimmer Biomet sales force. Distribution to any other recipient is prohibited. Check for country product clearances and reference product specific indications for use.

© 2017 Zimmer Biomet